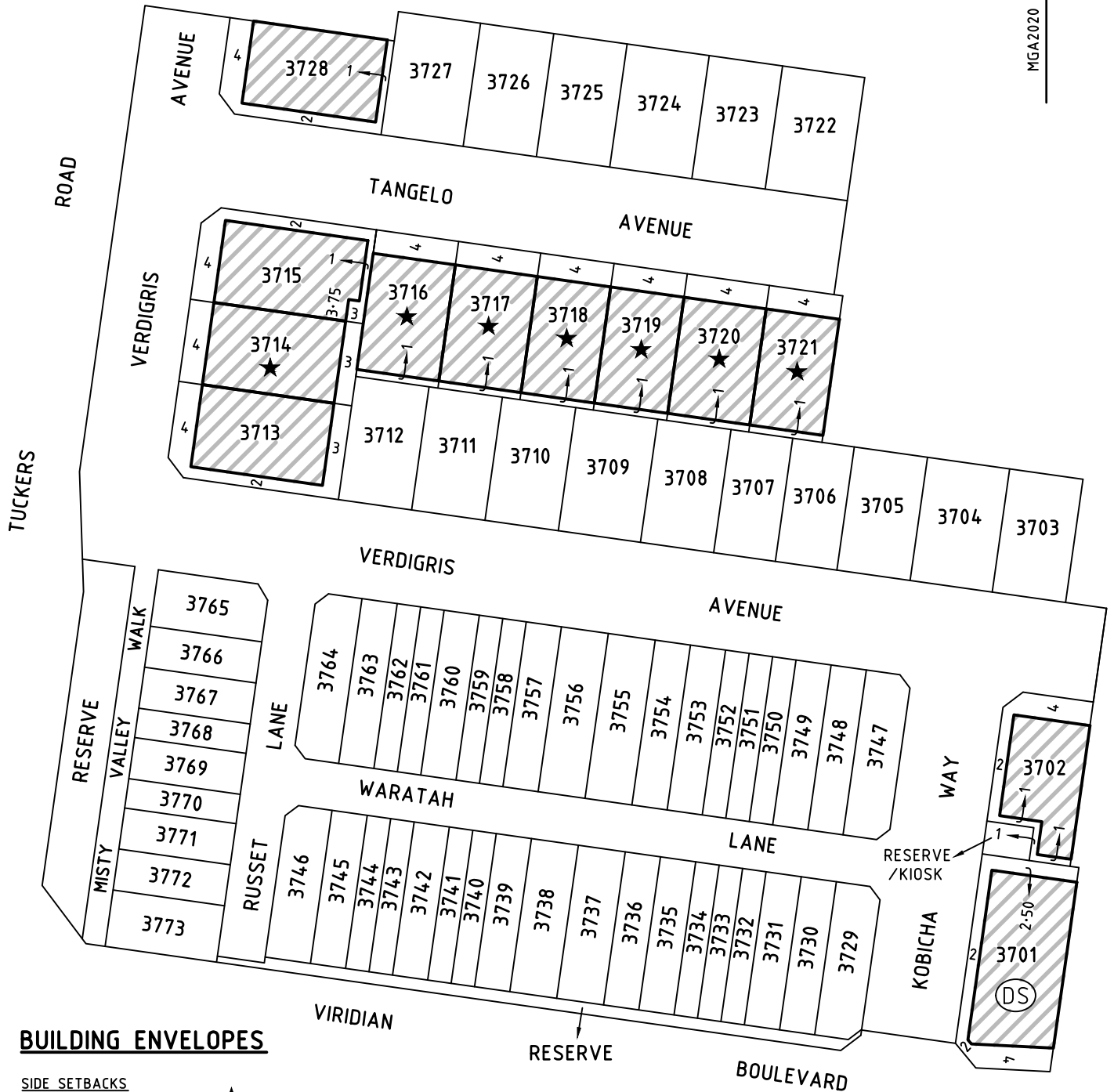



RIVERFIELD SQUARE STAGE 37 BUILDING ENVELOPES



BUILDING ENVELOPES

SIDE SETBACKS

FOR LOTS IDENTIFIED THUS: ★, A BUILD TO BOUNDARY ALLOWANCE ONLY APPLIES TO THE SIDE OF THE LOT WHERE THE CROSSOVER EXISTS. A SETBACK OF AT LEAST 1 METRE MUST BE PROVIDED FOR THE OPPOSITE SIDE BOUNDARY.



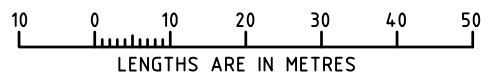
DENOTES DWELLINGS ON THOSE LOTS MUST BE DOUBLE STOREY IN ACCORDANCE WITH THE RIVERFIELD SQUARE DESIGN ASSESSMENT PANEL.



Beveridge Williams

Development and Infrastructure Consultants
Melbourne ph : 03 9524 8888
www.beveridgewilliams.com.au

SCALE 1:1000 @ A4



Ref: 2101578/37 Ver C

2101578-37-BE-VerC.dwg

Document Set ID: 22055405

Version: 1, Version Date: 09/06/2026

Sheet 1 of 1