

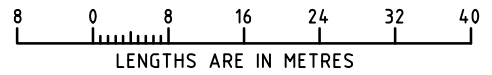
RIVERFIELD SQUARE - STAGE 31 BUILDING ENVELOPES

BUILDING ENVELOPES

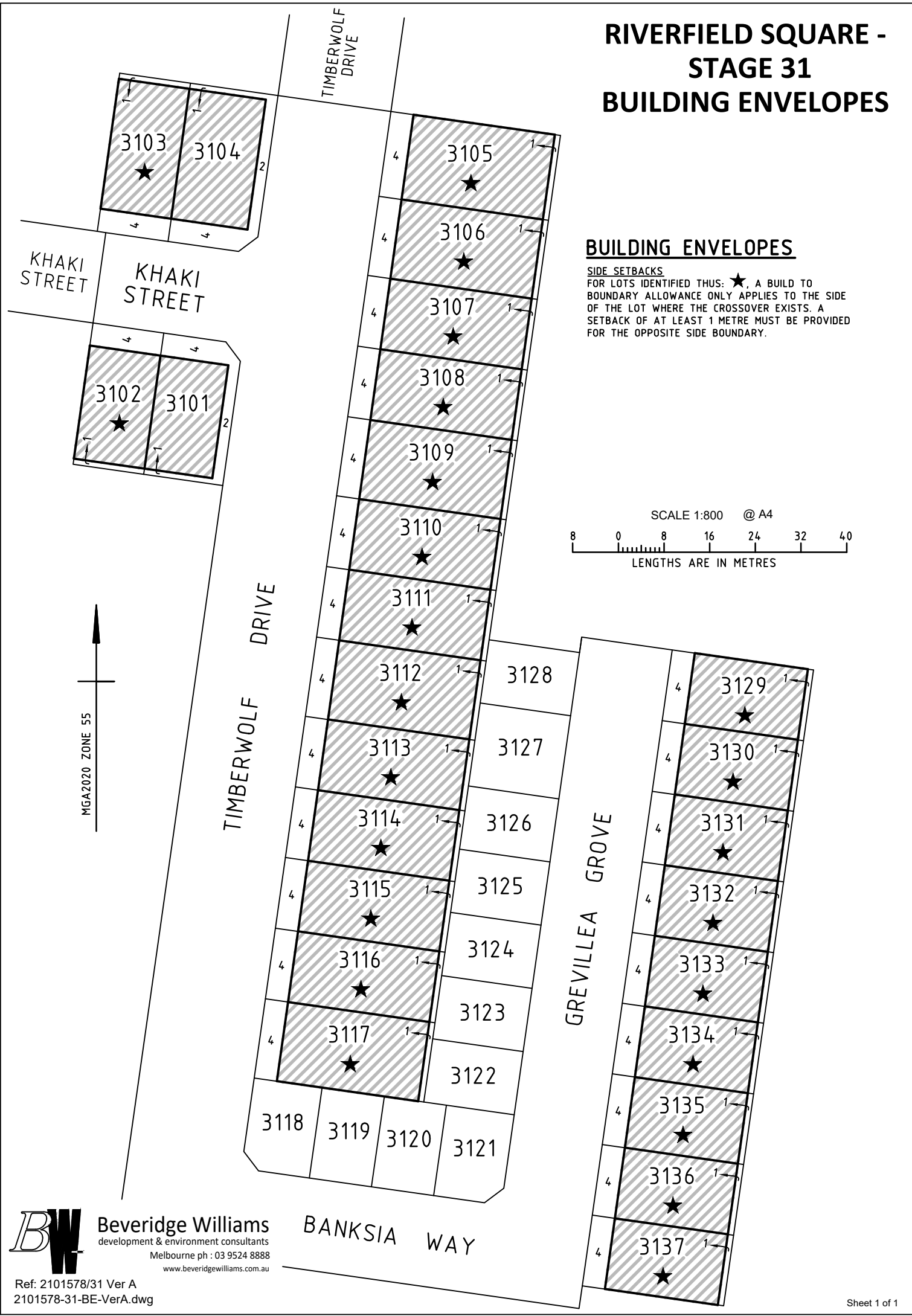

SIDE SETBACKS

FOR LOTS IDENTIFIED THUS: ★, A BUILD TO BOUNDARY ALLOWANCE ONLY APPLIES TO THE SIDE OF THE LOT WHERE THE CROSSOVER EXISTS. A SETBACK OF AT LEAST 1 METRE MUST BE PROVIDED FOR THE OPPOSITE SIDE BOUNDARY.

SCALE 1:800 @ A4



MGA2020 ZONE 55



Beveridge Williams
development & environment consultants
Melbourne ph : 03 9524 8888
www.beveridgewilliams.com.au

Ref: 2101578/31 Ver A
2101578-31-BE-VerA.dwg