

RIVERFIELD SQUARE STAGE 25 BUILDING ENVELOPES

MGA2020 ZONE 55

FOUNDATION AVENUE

ERNSTBROOK DRIVE

RESERVE No.1

CERULEAN

PROMENADE

RESERVE No.3

RISE

VIEW

ERNSTBROOK

BLACKTHORN

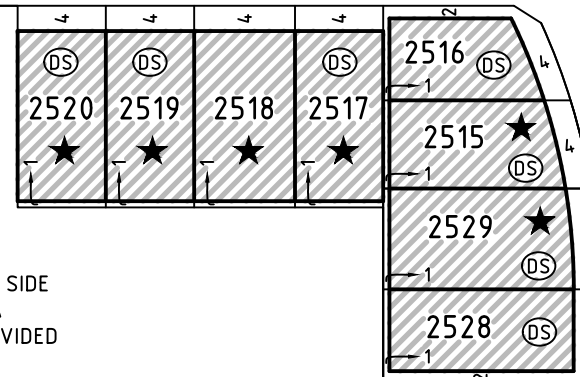
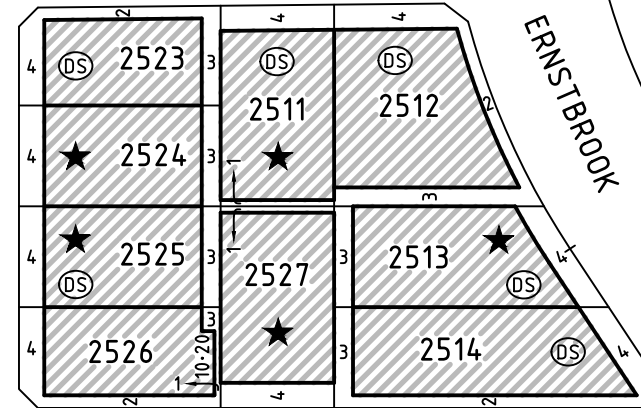
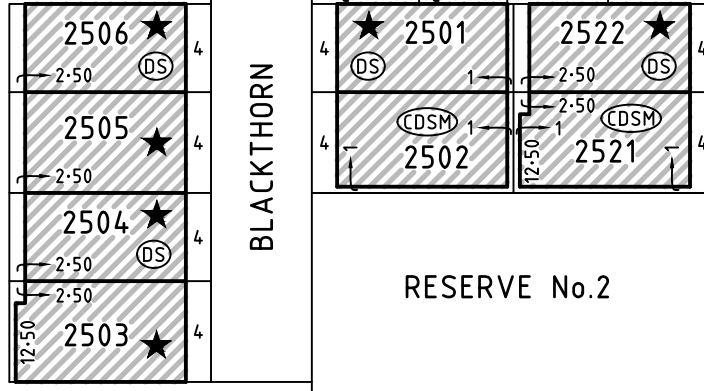
CARMINE

CERISE AVENUE

RESERVE No.2

DRIVE

NOIR STREET



BUILDING ENVELOPES

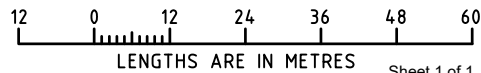
SIDE SETBACKS

FOR LOTS IDENTIFIED THUS: ★, A BUILD TO BOUNDARY ALLOWANCE ONLY APPLIES TO THE SIDE OF THE LOT WHERE THE CROSSOVER EXISTS. A SETBACK OF AT LEAST 1 METRE MUST BE PROVIDED FOR THE OPPOSITE SIDE BOUNDARY.

(DS) DENOTES DWELLINGS ON THOSE LOTS MUST BE DOUBLE STOREY IN ACCORDANCE WITH THE RIVERFIELD SQUARE DESIGN ASSESSMENT PANEL.

(CDSM) DENOTES DWELLINGS ON THOSE LOTS HAVE A COUNCIL DOUBLE STOREY MANDATE.

SCALE 1:1200 @ A4



Sheet 1 of 1